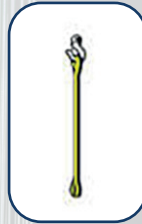


HOW TO ORDER

Style of Hitch to be used

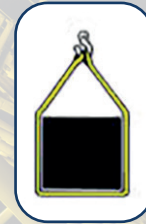
Slings can be used in any of the three hitches illustrated. Some slings are designed to be used in a specific hitch application only.



Vertical



Choker



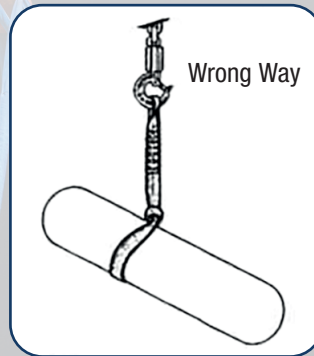
Basket

Basic rules of hitching

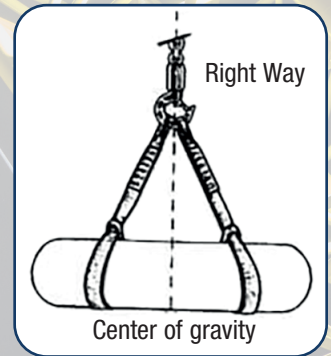
Be sure the slings you intend to use is strong enough for the job. Consult Manufacturer's Rated Capacity chart or refer to identification tag on the actual sling.

Control and balance

Use a hitch that will keep the load under control at all times and be sure the lifting device is directly over the center of gravity.



Wrong Way

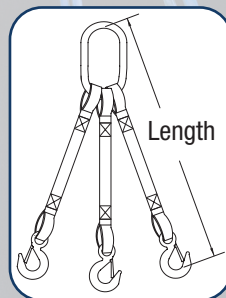
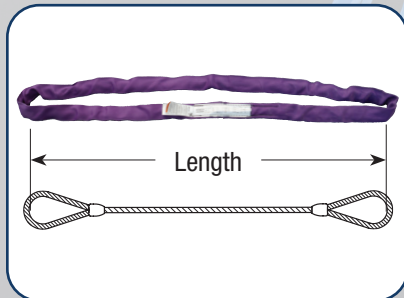


Right Way

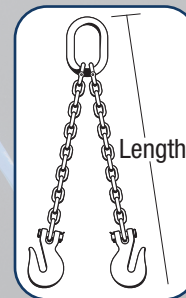
Center of gravity

Measured Length

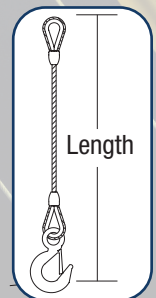
All web slings, chain slings, wire eye & eye slings and web sling bridle assemblies are measured pull to pull :



Length

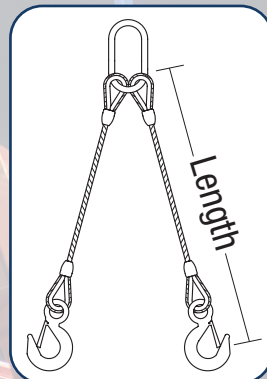


Length

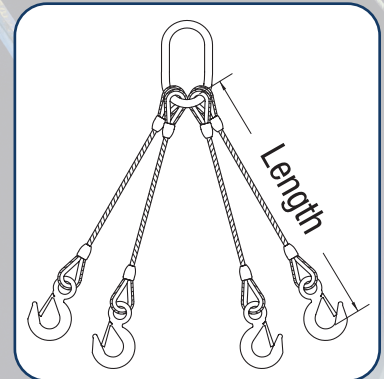


Length

Wire Rope Multi-Leg bridle slings are all measured from thimble to hook. (Not including the master link) :



Length



Length